

2019 Community Survey Results

Summary



Soil Remediation of Residential Yards in Trail

The Trail Area Health & Environment Program (THEP) undertook a survey of community members to understand their perceptions of the 2019 soil remediation program. The survey was online through Survey Monkey and open from September 16 to October 16, 2019. The survey was advertised in the Trail Times, City of Trail Facebook page, THEP website, THEP fall newsletter, at the September 2019 THEC meeting, and at Teck on their internal electronic newsletter. It was also shared with the community by the THEP Home & Garden staff by word of mouth and through mail drops at properties adjacent to remediation work. 108 people responded to the survey.

Respondents were overwhelmingly supportive of the yard remediation program. 96% of respondents said they were either very supportive or supportive of increased soil remediation of yards in Trail. The remaining less than 5% of respondents said they felt either neutral or did not know enough about the program to answer. Nobody was opposed to the program. General reasons for supporting the program included health (especially of children), aesthetics of landscaping, and potential for increased home values as a result of the work.

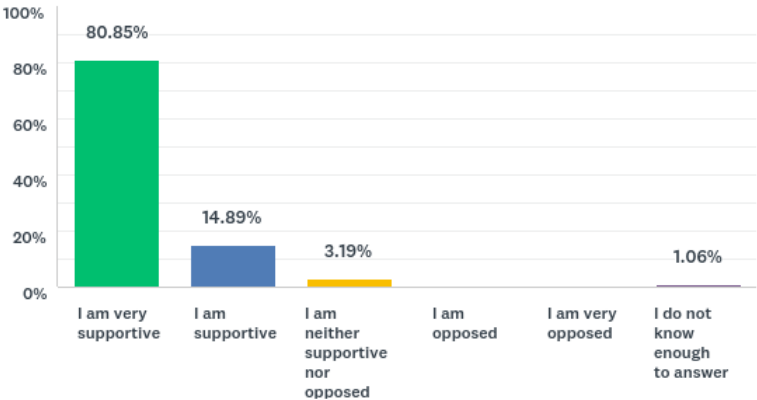


Figure 1: Respondents answers to “How supportive or opposed are you to increased soil remediation of yards in Trail?”

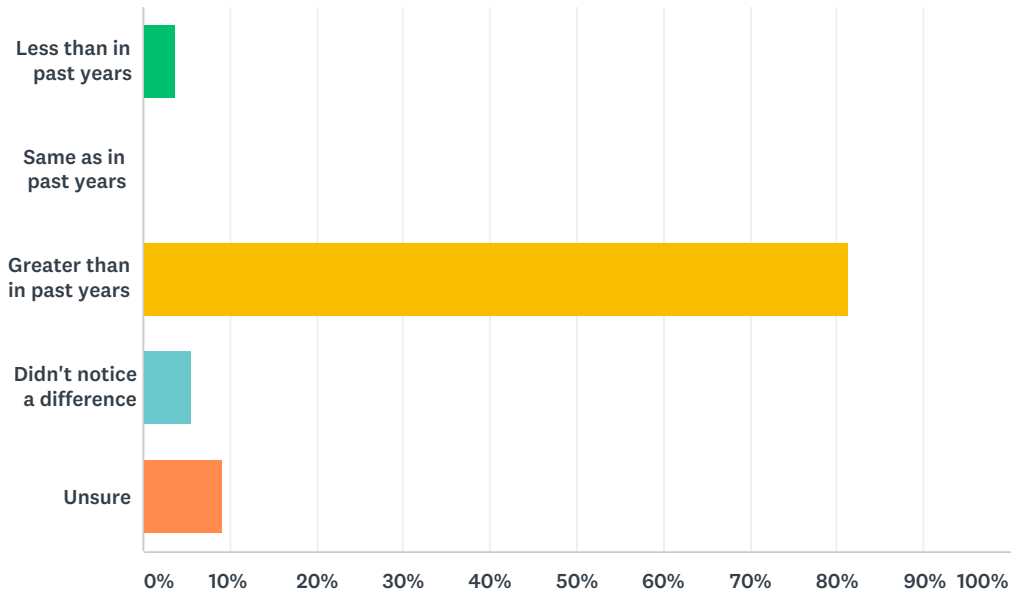
There were very few concerns around noise, dust, or traffic issues related to the program.

Most respondents said that they noticed safe practices of contractors and workers for the remediation program. 95% of respondents said that they never felt unsafe when passing properties undergoing yard remediation work.

While most comments and responses were positive with overwhelming support for increased soil remediation in Trail, a few people expressed frustration around how families with children were being prioritized over families without children. Suggestions for improvement included additional street sweeping and flaggers. A summary of survey results follows with comments removed to protect anonymity of respondents.

Q1 From my perspective, I noticed that soil remediation work in residential yards in Trail this year was:

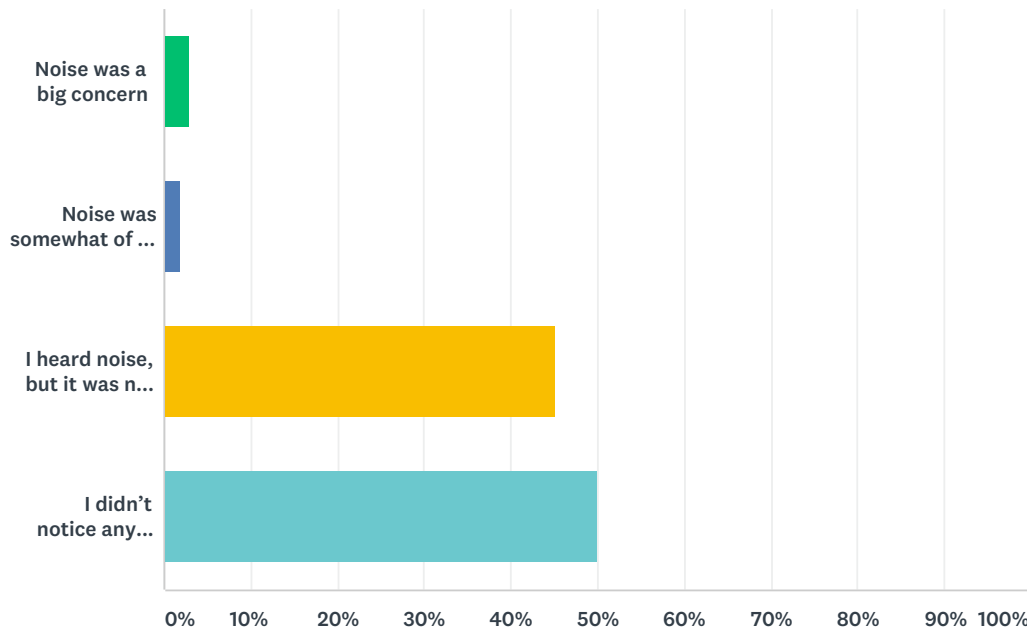
Answered: 108 Skipped: 0



ANSWER CHOICES	RESPONSES	
Less than in past years	3.70%	4
Same as in past years	0.00%	0
Greater than in past years	81.48%	88
Didn't notice a difference	5.56%	6
Unsure	9.26%	10
TOTAL		108

Q2 Related to noise from yard remediation, please check the answer that best applies.

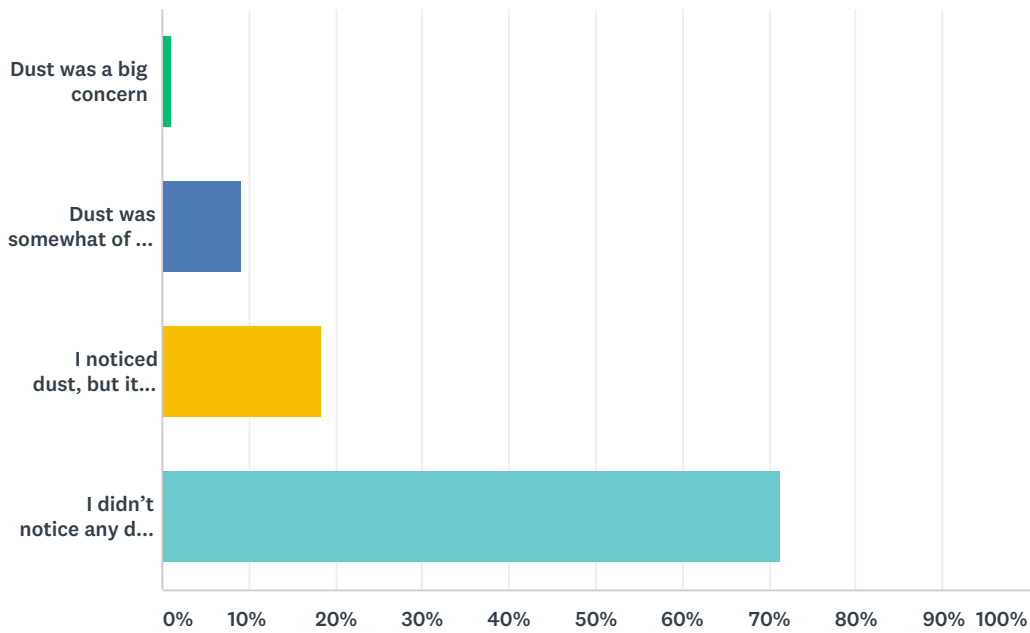
Answered: 104 Skipped: 4



ANSWER CHOICES	RESPONSES
Noise was a big concern	2.88% 3
Noise was somewhat of a concern	1.92% 2
I heard noise, but it was not a concern	45.19% 47
I didn't notice any noise related to soil remediation in yards	50.00% 52
TOTAL	104

Q4 Related to dust from yard remediation, please check the answer that best applies.

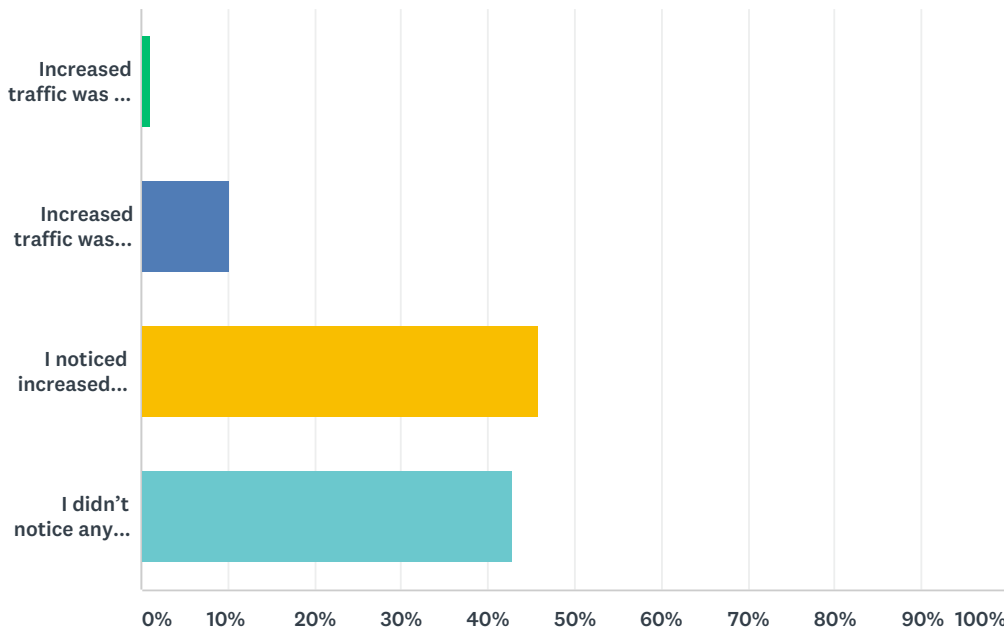
Answered: 98 Skipped: 10



ANSWER CHOICES	RESPONSES	
Dust was a big concern	1.02%	1
Dust was somewhat of a concern	9.18%	9
I noticed dust, but it was not a concern	18.37%	18
I didn't notice any dust related to soil remediation in yards	71.43%	70
TOTAL		98

Q5 Related to traffic from yard remediation, please check the answer that best applies.

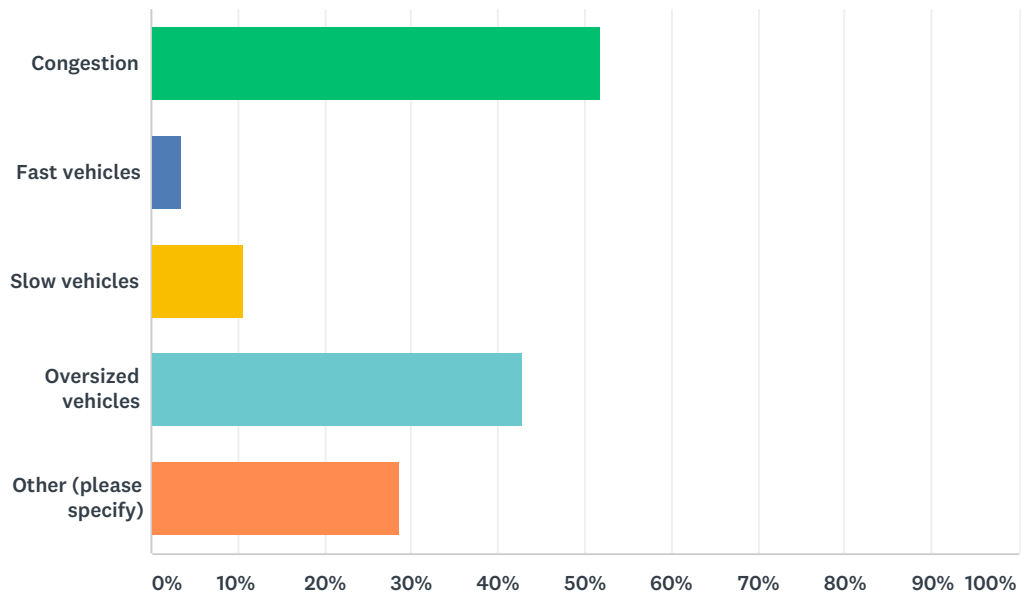
Answered: 98 Skipped: 10



ANSWER CHOICES	RESPONSES	
Increased traffic was a big concern	1.02%	1
Increased traffic was somewhat of a concern	10.20%	10
I noticed increased traffic, but it was not a concern	45.92%	45
I didn't notice any increased traffic related to soil remediation in yards	42.86%	42
TOTAL		98

Q6 What were some of the biggest issues related to traffic from yard remediation?

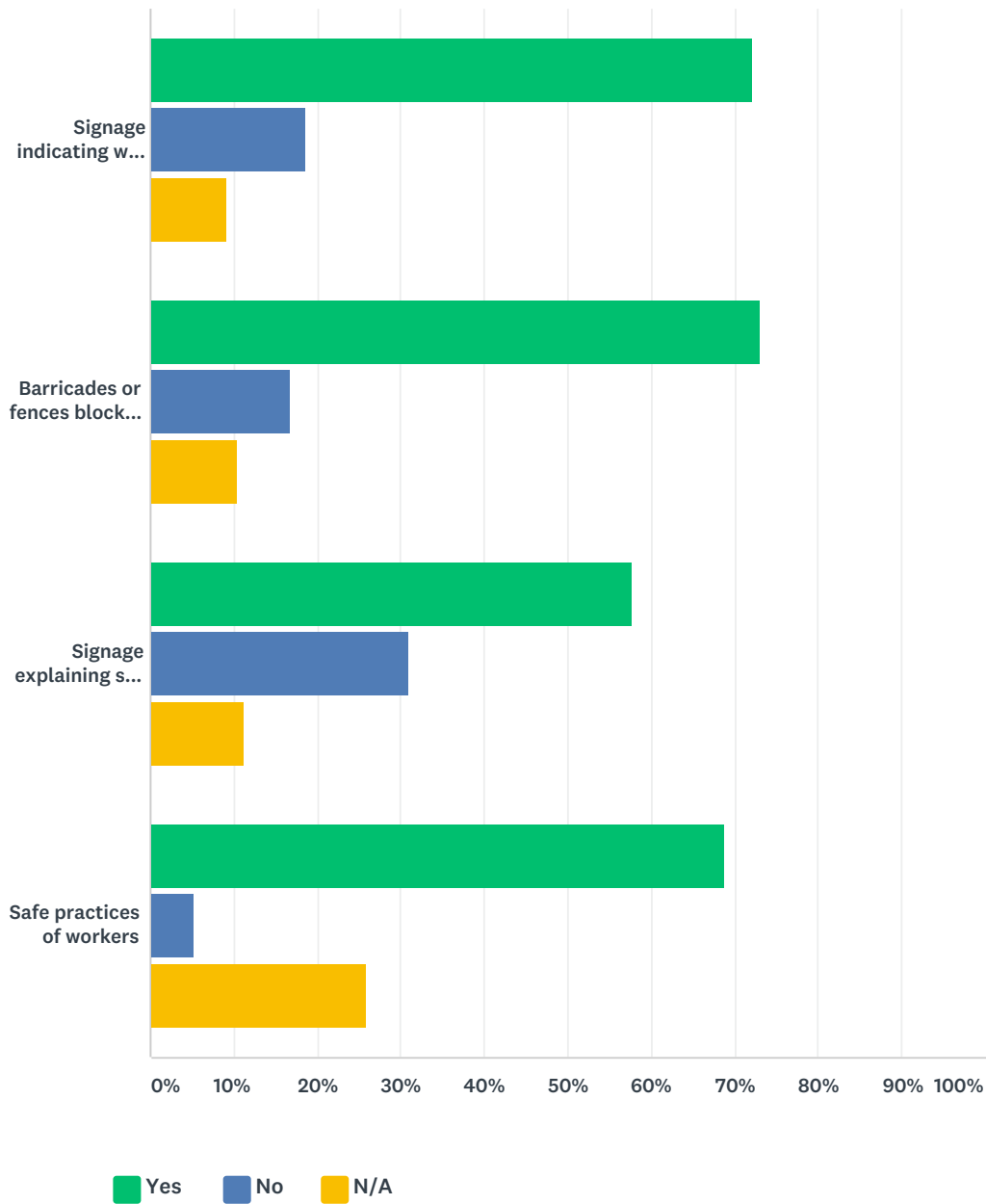
Answered: 56 Skipped: 52



ANSWER CHOICES	RESPONSES	
Congestion	51.79%	29
Fast vehicles	3.57%	2
Slow vehicles	10.71%	6
Oversized vehicles	42.86%	24
Other (please specify)	28.57%	16
Total Respondents: 56		

Q7 When passing properties undergoing yard remediation, please indicate if you have noticed any of the following:

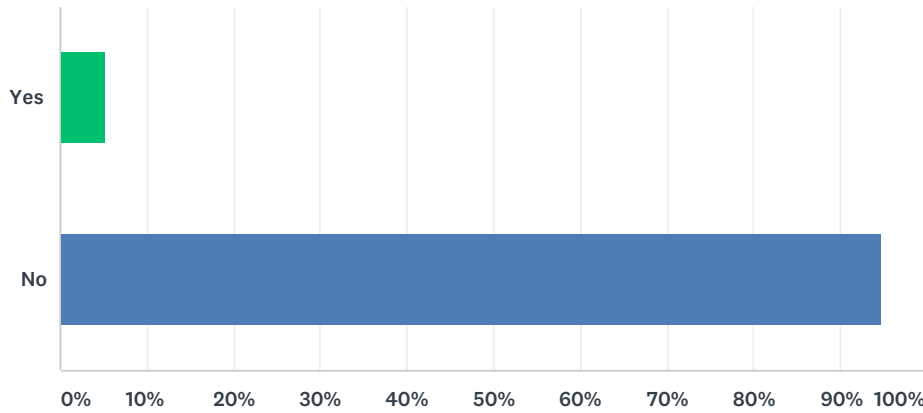
Answered: 97 Skipped: 11



	YES	NO	N/A	TOTAL	WEIGHTED AVERAGE
Signage indicating work site	72.16% 70	18.56% 18	9.28% 9	97	1.20
Barricades or fences blocking off work site	72.92% 70	16.67% 16	10.42% 10	96	1.19
Signage explaining soil remediation	57.73% 56	30.93% 30	11.34% 11	97	1.35
Safe practices of workers	68.75% 66	5.21% 5	26.04% 25	96	1.07

Q8 Have you ever felt unsafe when passing properties undergoing yard remediation work?

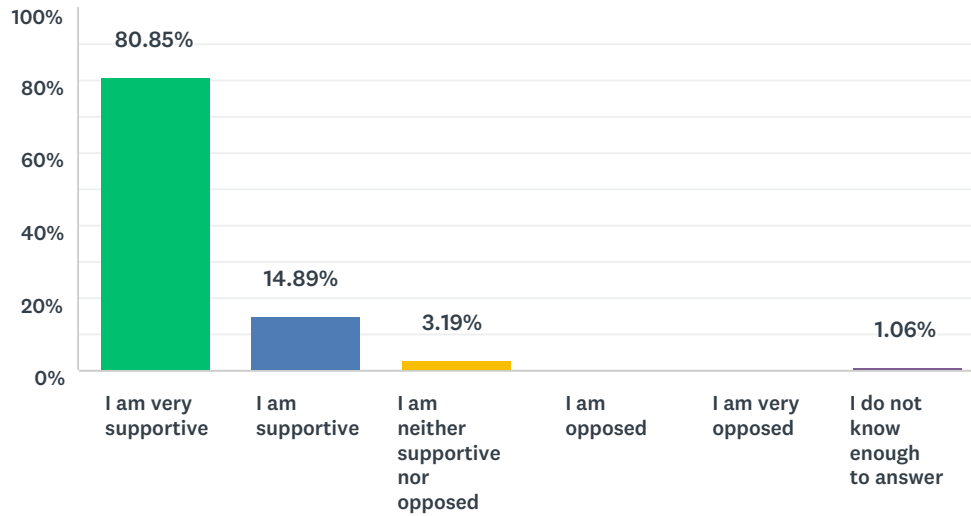
Answered: 97 Skipped: 11



ANSWER CHOICES	RESPONSES	
Yes	5.15%	5
No	94.85%	92
TOTAL		97

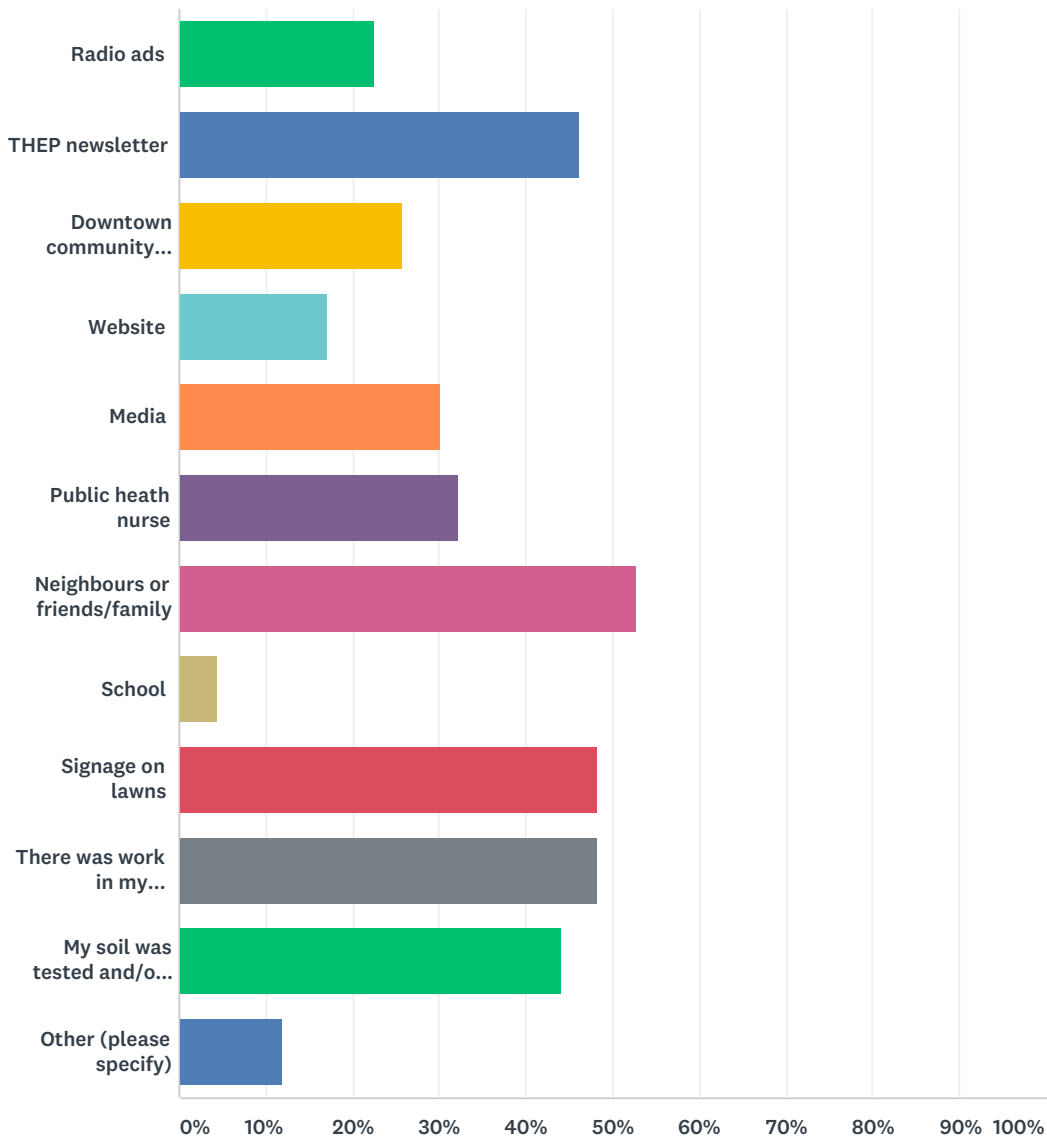
Q10 How supportive or opposed are you to increased soil remediation of yards in Trail?

Answered: 94 Skipped: 14



Q12 Where have you seen or heard about the soils program of the Trail Area Health and Environment Program?

Answered: 93 Skipped: 15

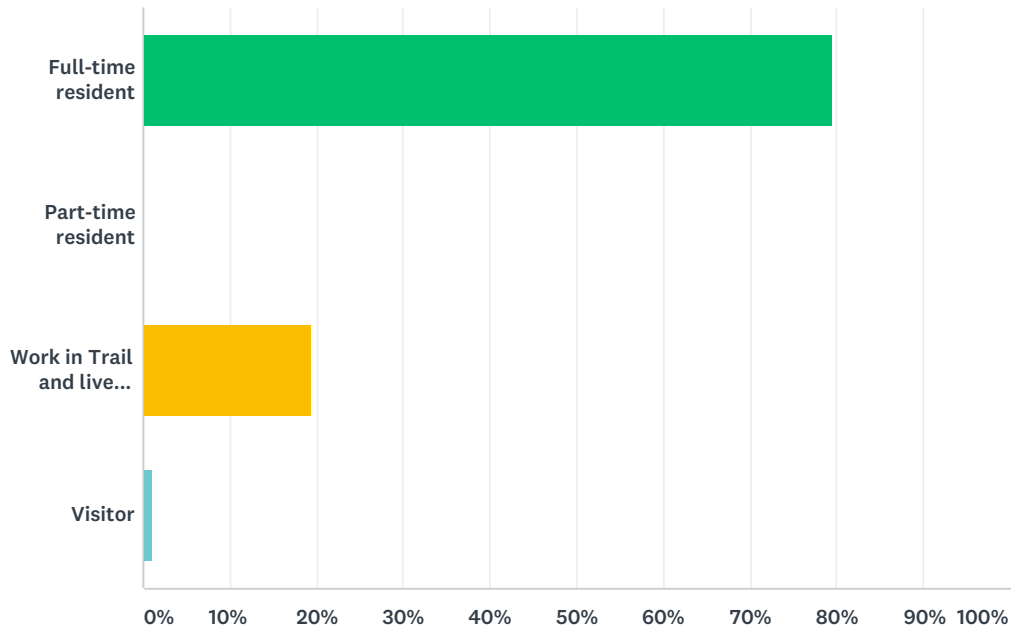


ANSWER CHOICES	RESPONSES	
Radio ads	22.58%	21
THEP newsletter	46.24%	43
Downtown community office	25.81%	24
Website	17.20%	16
Media	30.11%	28
Public health nurse	32.26%	30
Neighbours or friends/family	52.69%	49

School	4.30%	4
Signage on lawns	48.39%	45
There was work in my neighbourhood	48.39%	45
My soil was tested and/or remediated	44.09%	41
Other (please specify)	11.83%	11
Total Respondents: 93		

Q13 Which option most applies to you?

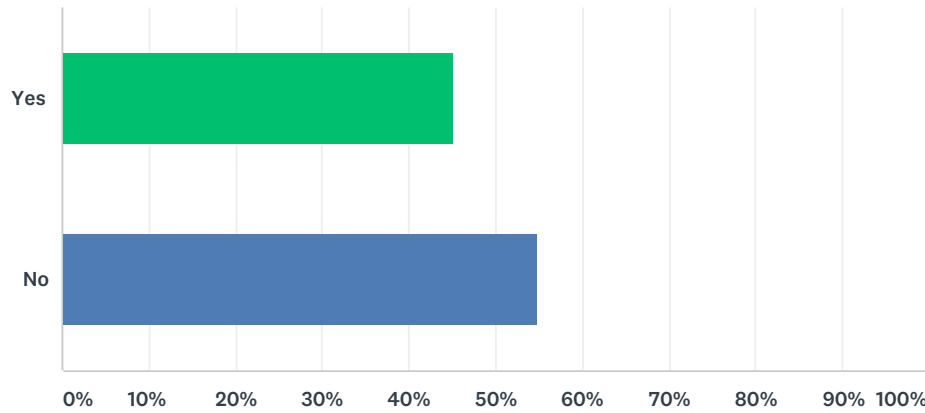
Answered: 93 Skipped: 15



ANSWER CHOICES	RESPONSES	
Full-time resident	79.57%	74
Part-time resident	0.00%	0
Work in Trail and live elsewhere	19.35%	18
Visitor	1.08%	1
TOTAL		93

Q14 Would you be willing to participate in a follow up interview?

Answered: 93 Skipped: 15



ANSWER CHOICES	RESPONSES	
Yes	45.16%	42
No	54.84%	51
TOTAL		93